

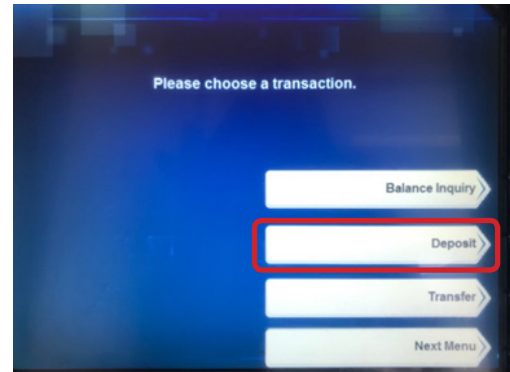
# ATM & DEBIT CARD GUIDE

## HOW TO DEPOSIT CASH AND CHECKS AT IN-BRANCH ATMS

### Step 1

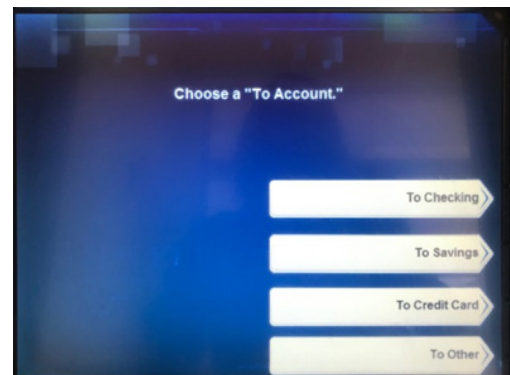
After you have inserted your card into the ATM, chosen your language, and entered your PIN you can choose from additional options by clicking “**Next Menu**”.

Choose “**Deposit**”. Be sure to endorse any checks before the transaction. Put your checks along with any cash into the envelope provided at the ATM.



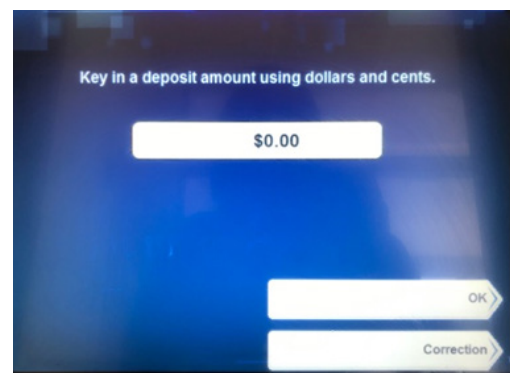
### Step 2

Choose which account you'd like to deposit into.



### Step 3

Then, it will prompt you to enter the amount you are depositing. Choose “**OK**”. The machine will then ask you to insert the envelope. When the transaction is complete, you will have the option of receiving a receipt.



**VERMONT FEDERAL**  
CREDIT UNION

[www.vermontfederal.org](http://www.vermontfederal.org) | 802.658.0225