

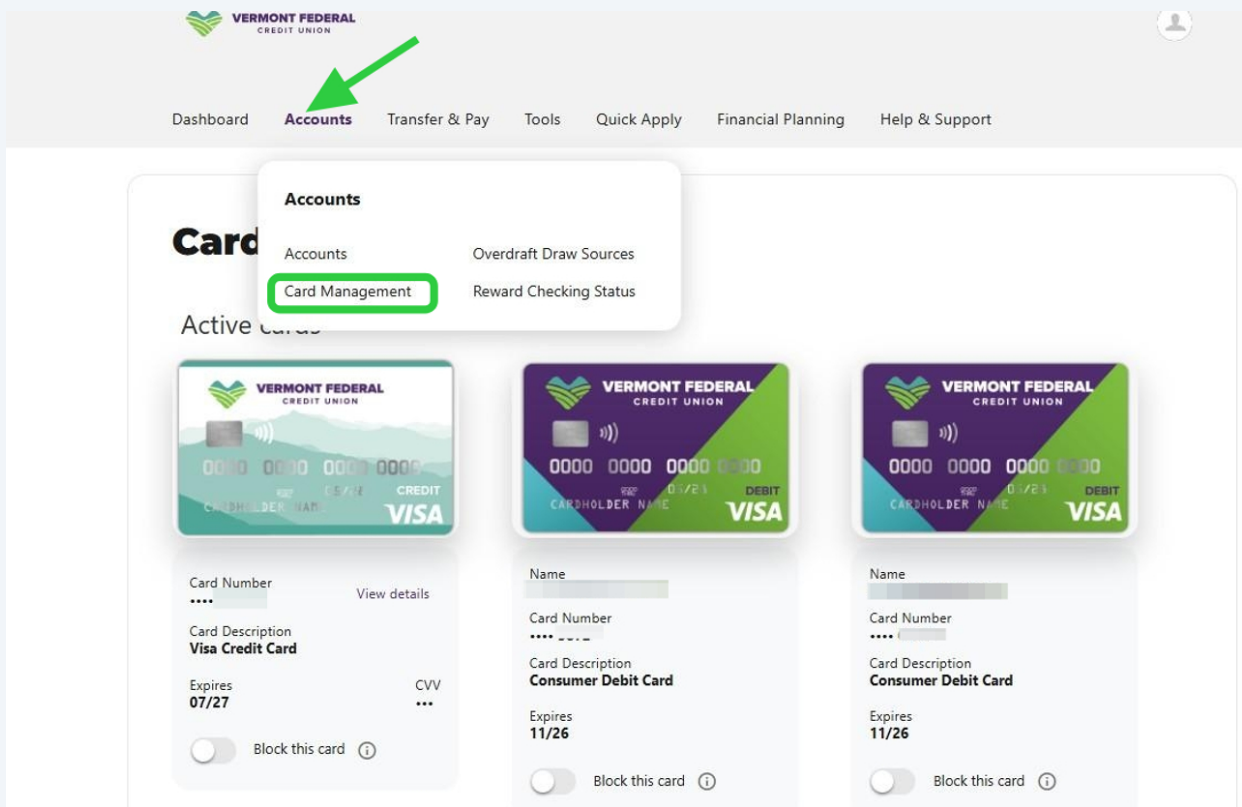
How to Make a Credit Card Balance Transfer



1

Log in to your Vermont Federal Online Banking account. [Vermont Federal Credit Union](#)

- Select **Account** → **Card Management**.



2

Navigate to Card Management:

- Choose your **credit card** and click **Manage Card**.

Card Management

Active cards



Card Number
.... View details

Card Description
Visa Credit Card

Expires
07/27 CVV
...

☐ Block this card ⓘ



Name
.....

Card Number
....

Card Description
Consumer Debit Card

Expires
11/26

☐ Block this card ⓘ



Name
.....

Card Number
....

Card Description
Consumer Debit Card

Expires
11/26

☐ Block this card ⓘ

3 Initiate Balance Transfer:

- Click **Balance Transfer**.

Card Management

< Back



[View details](#)

Card Description
Visa Credit Card

Card Number

Expires
07/27

CVV

Alerts and Controls



Replacement Options



Travel Notices

None Scheduled

Balance Transfer

4

- Enter the required details:
 - External credit card information
 - Mailing address
 - Transfer amount
- **Submit the Request:**
 - Review the information and click **Submit**.

Follow-Up:

- If you have not received the balance transfer payoff to your external financial institution after 45 days, please reach out to the call center team (888) 252-0202. Thank you!

The screenshot displays the 'Card Management' interface on the left and the 'Balance Transfer' form on the right. The 'Card Management' sidebar includes a 'Back' link, a card image, and menu items for Alerts and Controls, Replacement Options, Travel Notices, and Balance Transfer. The 'Balance Transfer' form on the right has a title bar with a back arrow and the text 'Balance Transfer'. Below this is an explanatory paragraph: 'You can transfer a balance from a credit card at another financial institution to your Vermont Federal Credit Union credit card. Simply provide the details of the other card, and we will submit a request for the specified amount to be added to your current balance. Please note: the amount eligible for transfer cannot exceed your available balance at the time of the transfer request.' The form is divided into two sections: 'External Card Information' and 'Mailing Address'. The 'External Card Information' section contains two input fields: 'Enter Card Issuer Name' and 'Enter Account Number'. The 'Mailing Address' section contains four input fields: 'Address Line 1', 'Address Line 2 (Optional)', 'City', and 'State' (a dropdown menu), followed by a 'ZIP (99999-9999)' input field. At the bottom of the form are two buttons: 'Cancel' and 'Submit'. A chat bubble with the text 'Let's chat!' is located near the bottom right of the form.

Card Management

< Back

VERMONT FEDERAL CREDIT UNION

Card Description: Visa Credit Card

Card Number: ****

Expires: 07/27

Alerts and Controls

Replacement Options

Travel Notices

Balance Transfer

Balance Transfer

You can transfer a balance from a credit card at another financial institution to your Vermont Federal Credit Union credit card. Simply provide the details of the other card, and we will submit a request for the specified amount to be added to your current balance. Please note: the amount eligible for transfer cannot exceed your available balance at the time of the transfer request.

External Card Information

Enter Card Issuer Name

Enter Account Number

Mailing Address

Address Line 1

Address Line 2 (Optional)

City

State

ZIP (99999-9999)

Cancel

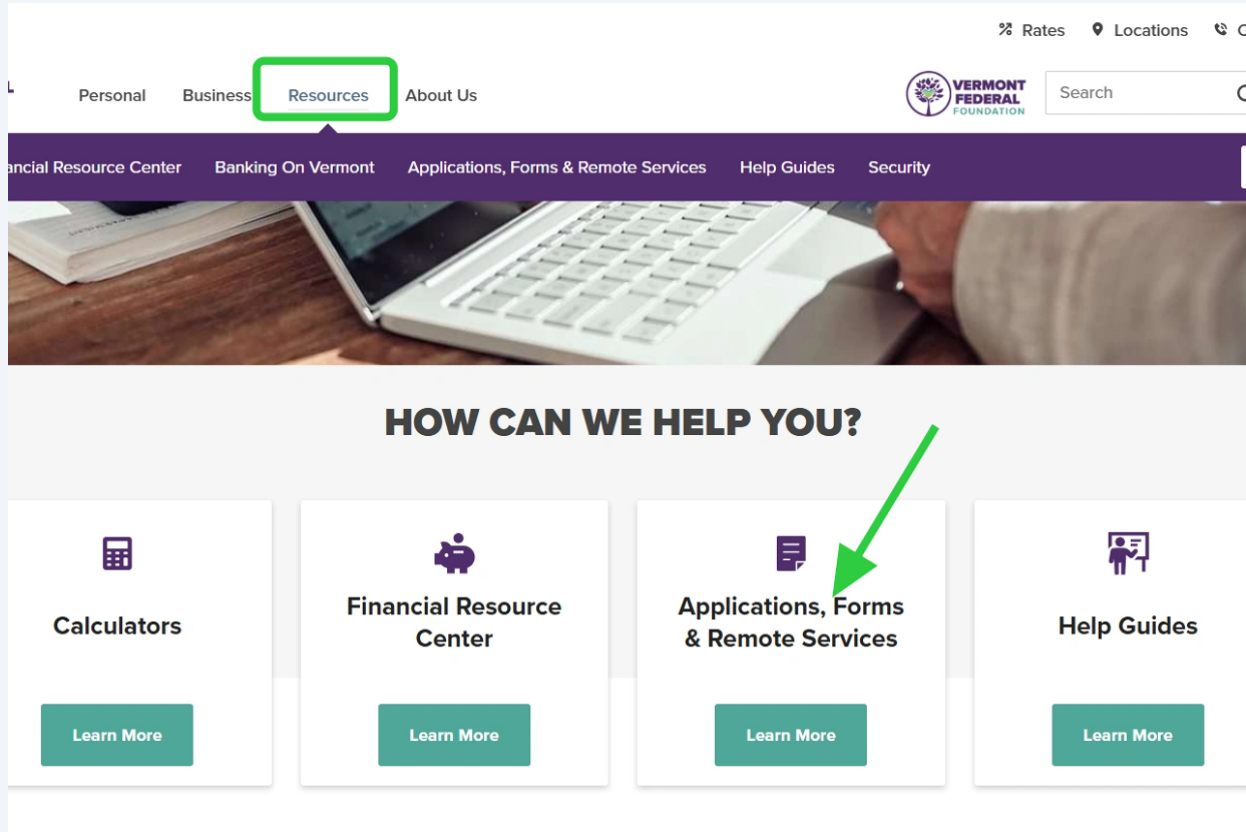
Submit

Let's chat!

5 Option 2: Via VFCU Website

1. Go to VFCU Website: [Vermont Federal Credit Union | Applications and Forms](#)

- Navigate to **Resources** → **Applications, Forms & Remote Services**.



6

Access Balance Transfer Form:

- Select the **Credit Card Balance Transfer** link.
- Download the **PDF form**.




MEMBER FORMS & APPLICATIONS

- [Credit Card Agreement & Disclosure](#)
- [Credit Card Balance Transfer](#)
- [Debit Card Application](#)
- [Debit Card Limit Increase Request](#)
- [Direct Deposit](#)
- [HELOC Check Advance Addendum](#)
- [HELOC Overdraft Authorization](#)
- [Transaction Request](#)
- [Online Loan Payments](#)
- [Online Credit Card Payments](#)
- [Overdraft Opt-in Consent](#)
- [Overdraft Privilege Service Policy](#)
- [Pay on Death Form](#)
- [Name Change Request Form](#)
- [Regulation E: Overdraft Consent Form](#)
- [Skip A Payment Form](#)

7

• **Complete the Form:** Note: If you use this form, we currently require the last statement from the institution where you are transferring your credit card balance to Vermont Federal Credit Card.

- Fill out all required fields (external card details, mailing address, transfer amount).



CREDIT CARD BALANCE TRANSFER REQUEST FORM

Member Names(s): _____

VT Federal Member #: _____

VT Federal Credit Card #: _____

CREDIT CARD INFORMATION

Credit Card Company: _____

Account #: _____

Telephone #: _____

Card Payment Address: _____

Amount to be Paid: \$ _____

I/We authorize Vermont Federal Credit Union to pay the dollar amount listed above to the credit card company noted. (Required)

Signature _____

Signature _____

8

Email the completed form and your other financial institution statement to membersupport@vermontfederal.org

If you have any questions or need further assistance, please reach out to the call center team (888) 252-0202. Thank you!