

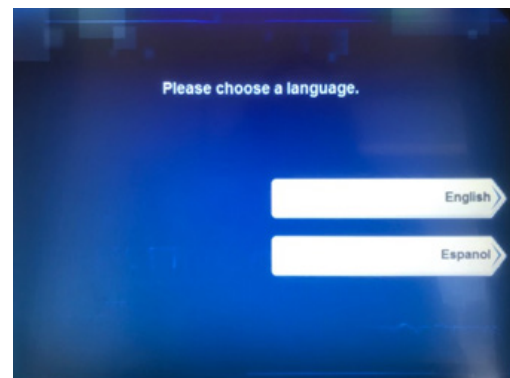
# ATM & DEBIT CARD GUIDE

## HOW TO WITHDRAW CASH AT AN IN-BRANCH ATM

You can withdraw cash surcharge fee from any of Vermont Federal's ATMs as well as from ATMs within the Falcon ATM network. Check our website for a listing of the ATMs within the Falcon network. (Be sure to choose a location where it does not indicate that foreign fees may apply.)

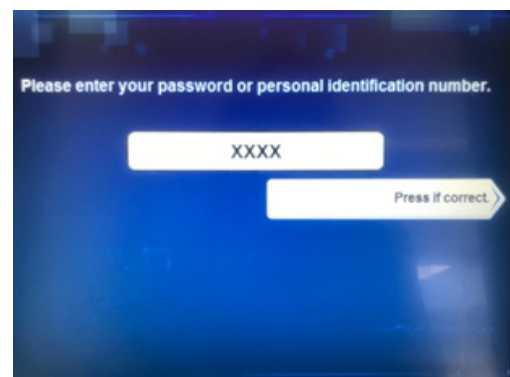
### Step 1

To begin you will need to insert your card into the ATM. Select the appropriate language on the screen.



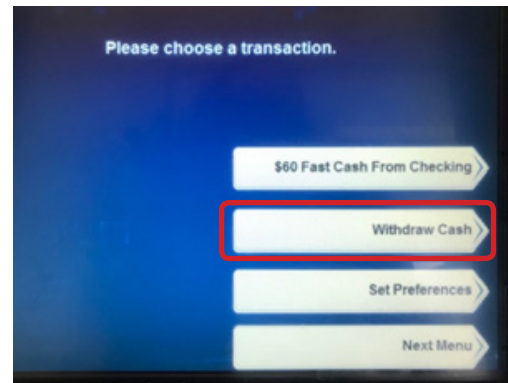
### Step 2

Next, it will prompt you to enter your PIN. Click the button next to "Press if correct" when finished.



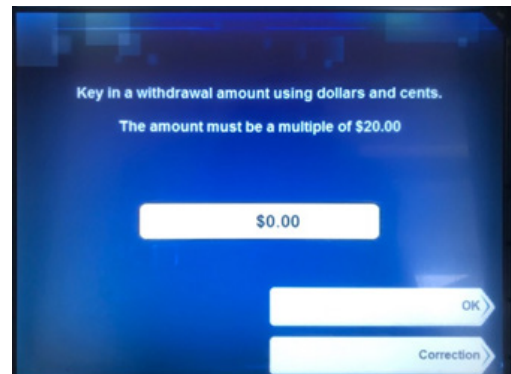
### Step 3

Choose “Withdraw Cash” on the screen.



### Step 4

The screen will prompt you to choose the account you'd like to withdraw from. Enter the amount you would like to receive in multiples of 20s. Choose “OK”. Your cash will then be dispensed from the machine. You will be given the option to print a receipt.



*The maximum you can withdraw at the ATM daily is \$500.*