

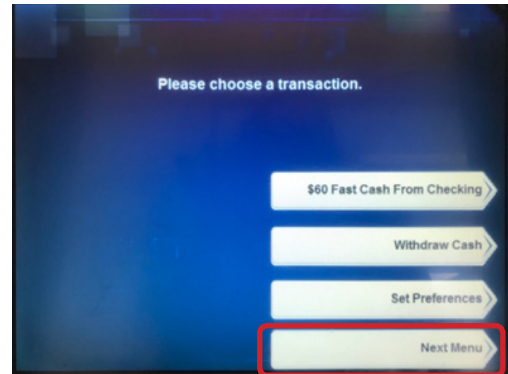
ATM & DEBIT CARD GUIDE

HOW TO TRANSFER BETWEEN ACCOUNTS AT AN IN-BRANCH ATM

Step 1

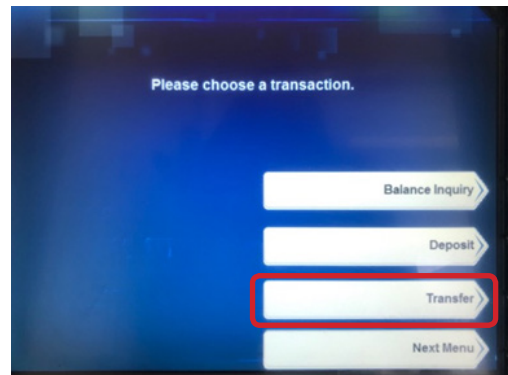
You can transfer funds between your accounts, as long as the accounts are both connected to your debit card. You can verify this with a Member Service Rep at [\(888\) 252-0202](tel:8882520202).

After you have inserted your card into the ATM, chosen your language, and entered your PIN you can choose from additional options by clicking “**Next Menu**”.



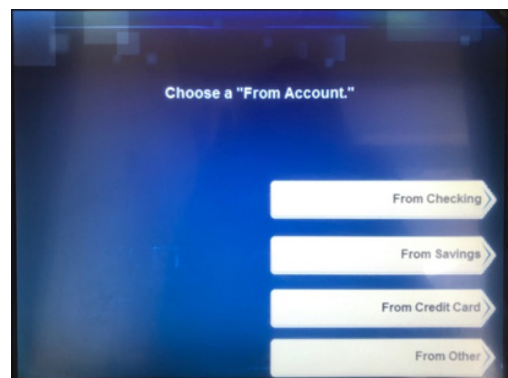
Step 2

Select “**Transfer**” from the options.



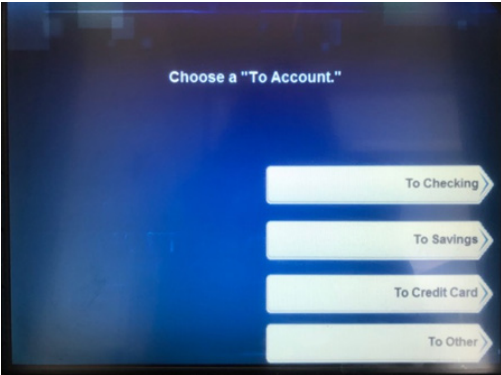
Step 3

Select the account in which funds are being withdrawn from.



Step 4

Choose which account you'd like to transfer funds to.



Step 5

Then, pick the amount you'd like to transfer. Select "OK" to complete the transaction.

